



# B59 BLUELIFT

## The BLUELIFT Series

Italian manufacturer Bluelift features the first ever compact lift which is truly a hybrid powered boom, combining a lithium battery with a combustion engine.

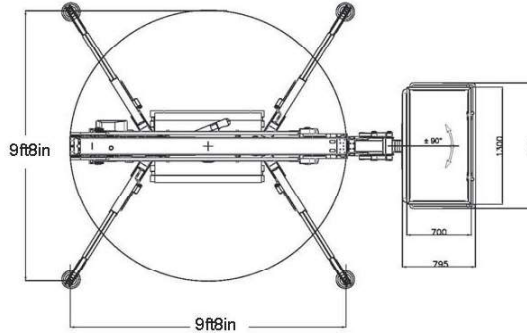
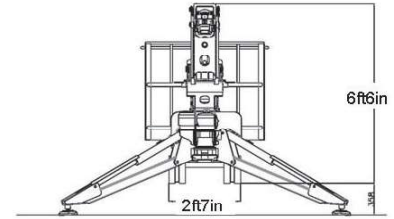
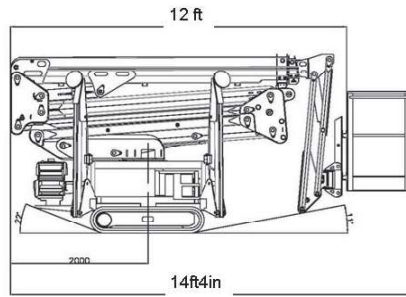
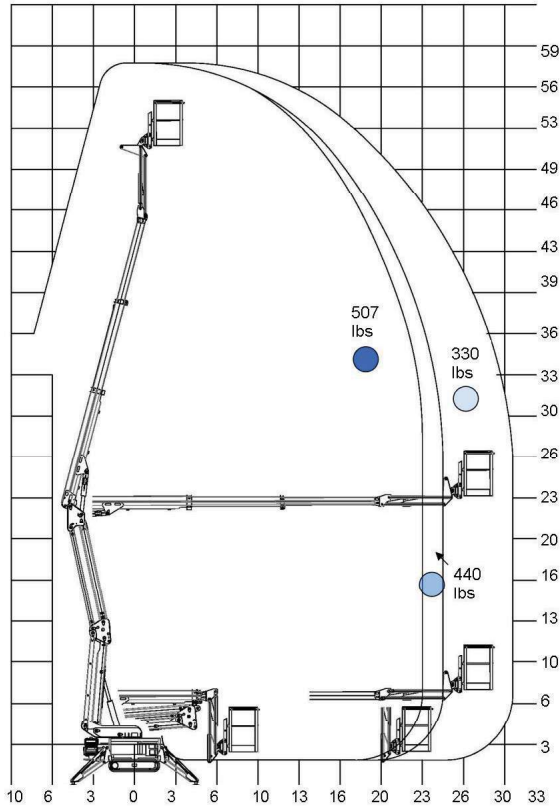
With these unique power choices, the lift works safely indoors with the lithium battery and outdoors with the onboard gas or diesel powered generator.

The innovative electro-hydraulic system gives operators two independent functions simultaneously, all with smart wireless controllers.

- Passes through a single door opening (31 inches)
- Automatic outrigger setup
- Non-marking tracks
- Self-stabilizing system
- Double speed drive system
- Detachable basket
- FMS (Function Memory System)
- Automatic turret center stop

We reserve the right to alterations

Model	B59
Working height	59'
Basket height	53'
Max outreach	
<input type="radio"/> 330 lbs in basket <input type="radio"/> 440 lbs in basket <input checked="" type="radio"/> 507 lbs in basket	30'- 5" 26" 24'- 5"
Basket dimensions	51¼" x 27½"
Basket rotation	+/-90°
Turret rotation	340°/ non-continuous
Height	6'- 6"
Length (w/o basket)	12'
Length (w/ basket)	14'- 4"
Width (w/o basket)	31"
Footprint	9'-8"
Weight (approx)	5,070 lbs
Max pressure, tracks	9.53 psi
Max pressure, foot pad	81 psi
Track size (per track)	44" x 6½"
Foot pad size (per pad)	48½ sq-in
110V drive motor	Standard
Honda, IGX440	Standard
Hatz diesel engine	Option
Lithium Battery	Option



**B59  
BLUELIFT**

**Standard Equipment**

- Hydraulic leveling platform with closed circuit
- 180° (+/-90°) basket rotation
- Protection of outrigger cylinders
- Non-marking tracks
- Self-propelled
- 110V drive motor
- Radio remote control
- Honda iGX440 15HP engine
- 340° non-continuous turret rotation
- Manual pump for emergency lowering
- Width of only 2'- 7"
- 2 person basket
- FMS (Function Memory System)
- Automatic turret center stop

**Additional Specifications**

- Jib working angle -100°/ 10°
- Operating speed 0.9mph
- Drive gradability 15°/28%
- Set-up gradability 10°/18%

**Optional Equipment**

- Track width adjusting system
- Lithium battery
- Hatz diesel engine
- One man basket
- Anti-entrapment system
- GO home function
- Kit for orange LED on outriggers

