



B72 BLUELIFT

The BLUELIFT Series

Italian manufacturer Bluelift features the first ever compact lift which is truly a hybrid powered boom, combining a lithium battery with a combustion engine.

With these unique power choices, the lift works safely indoors with the lithium battery and outdoors with the onboard gas or diesel powered generator.

Innovative electro-hydraulic system allows operators two independent functions simultaneously, with smart wireless controllers.

- Pass through a single or double door opening
- Automatic outrigger setting
- Full workheight with 440 lbs in the basket
- Remote and wireless control
- 110V to the basket
- Set up on uneven surfaces (per spec)
- Detachable basket
- FMS (Function Memory System)
- 360 non-continuous rotation
- Non-marking tracks

Model

B72

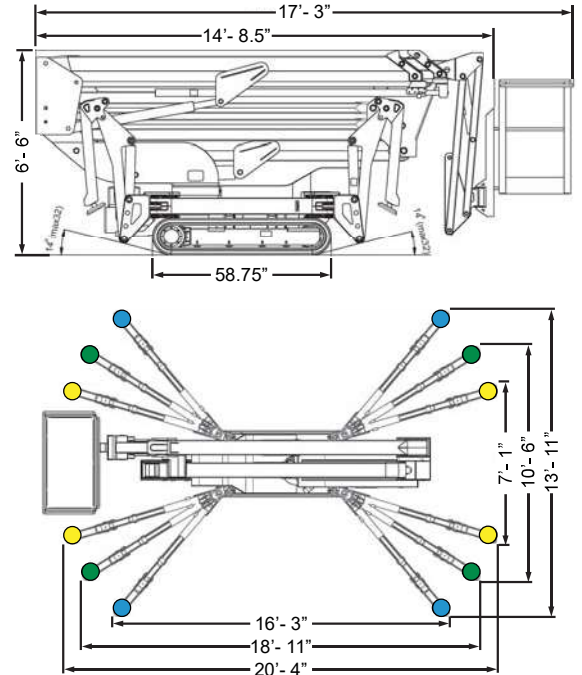
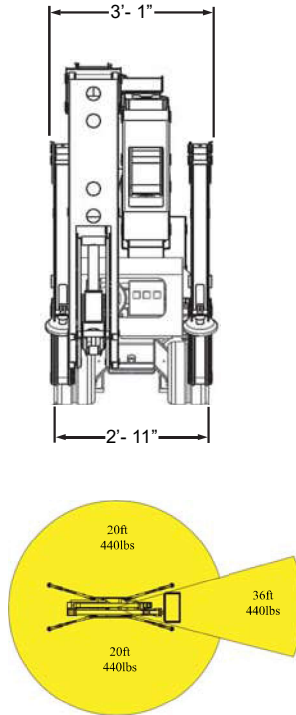
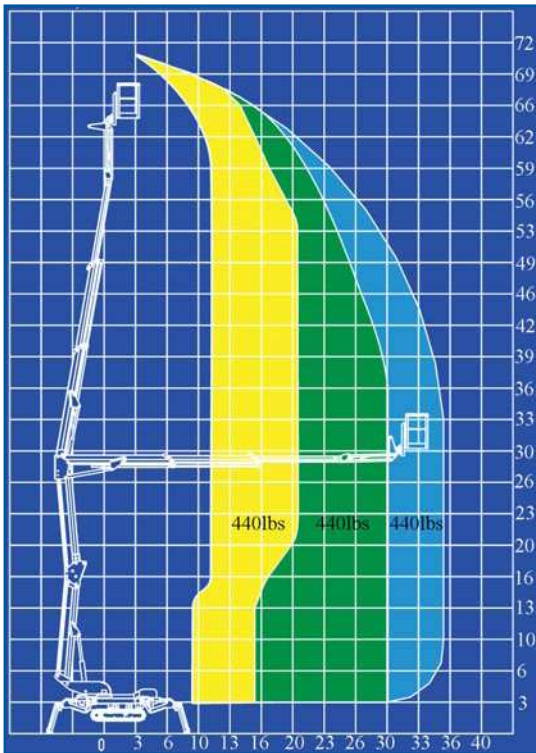
Working height 72'
Basket height 66'
Max outreach 36' (max outrigger)

Basket capacity 550 lbs
Basket dims 4'- 3/4" x 2'- 3 1/2"
Basket rotation +/-80°
Turret rotation 360°

Height 6'- 6"
Length (w/o basket) 14'- 8 1/2"
Length (w/ basket) 17'- 3"
Width (w/o basket) 3'- 1"
Footprint Variable
Weight (approx) 6,600 lbs
Max pressure, tracks 6.8 psi
Max pressure, footplate 90.4 psi
Track size (per track) 58 3/4" x 9 1/2"
Foot pad size (per pad) 48 1/2 sq-in

110V drive motor Standard
Honda gasoline engine Standard
Hatz diesel engine Option
Lithium battery Option

We reserve the right to alterations



B72 BLUELIFT

Standard Equipment

- Automatic stability & outreach control
- Computer controlled (can-bus)
- Non-marking tracks
- Self propelled
- 110V drive motor
- Honda iGX440 15HP engine
- 360° non cont. turret rotation
- Manual pump for emergency lowering
- Width of only 3' 1"
- 2 person basket
- Full work height with 440lbs in basket
- Full outreach with 440lbs in basket
- Air/Water to the basket
- 110V to the basket
- Adjustable tracks
- 160° (+/-80°) basket rotation
- Wireless control
- FMS (Function Memory System)
- Automatic turret center stop

Optional Equipment

- Hatz diesel engine
- Lithium battery
- One man basket
- Anti-entrapment system
- GO home function
- Kit for orange LED on outriggers

Additional Specifications

Boom angle	0°/+75°
Oil tank capacity	8gal
Max windspeed	28mph
Operating speed	0.9mph
Travel speed	0.9mph
Drive gradability	15°/28%
Set-up gradability	10°/18%
Min Outrigger set up (outside measurement)	

- 16'-3" x 13'-11"
- 18'-11" x 10'-6"
- 20'-4" x 7'-1"

