



FS121T/FS138T FALCON

The FALCON Series

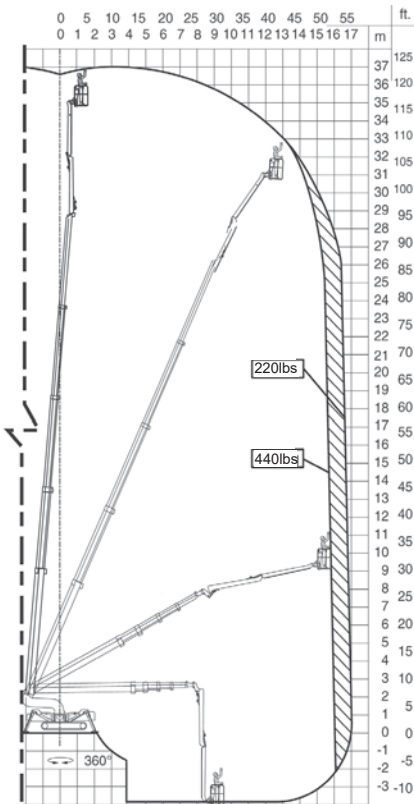
When you need considerable work height combined with limited or narrow access and maybe even surface pressure restrictions, nothing outperforms the new FALCON series. In a field dominated by traditional boom lifts, the FALCON series sets a new standard for compact, flexible and light aerial work platform design. The new design is not only elegant, but also makes it the most user-friendly and safe unit in its class.

- Available in 9 models from 85ft - 172 ft
- Most models available in wheel or track version
- Pass through a single or double door opening
- First and only compact lift with a double jib system
- Automatic outrigger setting (optional)
- Drive from basket (optional in wheel based lifts)
- Automatic, double safety and stability system
- Multi position outrigger system
- Set up on uneven surfaces
- Lightweight, detachable basket
- Self loads onto low bed trailer
- Customized trailer available upon request


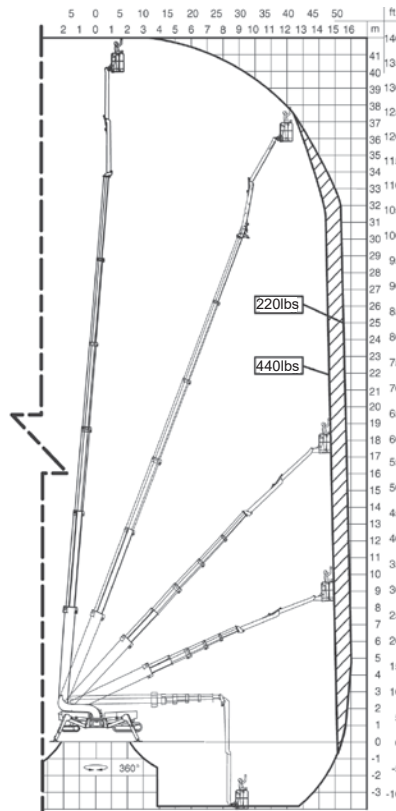
We reserve the right to alterations

Model	FS121T	FS138T
Working height	121ft	138ft
Basket height	115ft	132ft
Max outreach	53ft	54ft
Jib arm (2x10ft)	20ft	20ft
Double jib arm	200°	200°
Basket load	440lbs	440lbs
Basket dims	4'7" x 2'7"	4'7" x 2'7"
Basket rotation (opt)	+/-90°	+/-90°
Turret rotation	375°	375°
Height	6ft11in	6ft11in
Length	26ft7in	27ft1in
Width	4ft0in	4ft0in
Gradability (standard)	20°/37%	20°/37%
Footprint (adjustable)	18ft4in	18ft4in
Weight (approx)	17,600lbs	18,040lbs
Max pressure, track	101psi	101psi
Max pressure, footplate	43psi	44psi
4 battery pack	Standard	Standard
24V DC motor	Standard	Standard
Kubota diesel engine	Standard	Standard

FS121T



FS138T



FS121T/FS138T FALCON

Standard Equipment

- Automatic stability & outreach control
- Chassis control from the basket
- Computer controlled (can-bus)
- Proportional control of all functions
- Self propelled
- Kubota diesel engine (4 cyl)
- Battery powered with charger
- Double jib arm
- 375° non cont. turret rotation
- Individual setting of outriggers
- Elec. checking of the power system
- Manual pump for emergency lowering
- Self-load onto trucks and trailers
- Dual track system
- Front track section adjustable
- Variable width
- Min. width of only 4ft0in
- 2 person basket
- Space for tools etc in basket

Optional Equipment

- 180° (+/-90°) basket rotation
- 110V AC power to the basket
- Air/water to the basket
- Distance sensor on the basket
- Wind sensor on the basket
- Non marking belts
- Extra batteries
- Autosetting/leveling from basket
- Sliding boxes for outriggers
- Special color
- Height control switch
- Baskets in various sizes
- Slope alarm
- Main boom raised max 6ft while driving
- Portable control panel



We reserve the right to alterations